



Te Aro School

360 The Terrace, Wellington 6011

office@tearo.school.nz

Te Aro School Newsletter – 28 March 2025

News from the Principal's Desk

Tena tatou katoa e te whanau. Dobar dahn, Nabad, Hola, Ciao, Ni hao, Namaste, Talofa, Bonjour, Konnichiwa, Kia orana, Bula, Buon giorno, Guten Tag, Cześć, Salamu Aleykum, Hallo, Merhaba, Akkam, Asalaam-walaikum , Selamat datang, Walang anuman, Mabuhay, Xin chào

Nau mai haere mai

A very warm welcome to our new students and their families who have joined Te Aro School whanau over the past two weeks. We have welcomed Rhys, Esin, and Vinoshka. Vinoshka has joined Serah in Rūma Tawa. Esin has joined Ella in Rūma Kauri and Rhys has joined Mathew and Tessa in Rūma Manuka.

Cars on the school drive

On the school drive, over the past fortnight, there have been two incidents where we could have had people in our school community injured. I urge you to please drive with care on the drive. Thank you to the families who are slowing down on the drive. Thank you too to the families who are not parking on the lefthand side bend at the top of the drive. Leaving your car in the middle of the top car park blocks other parents and whanau from leaving the car park. We are waiting on additional yellow lines being painted on the drive to help us better manage safety on the drive.

It is very noticeable that we have increased numbers of cars on the drive after school. If you are collecting a child who is in Year 4 - 8 it would help us to reduce traffic on the drive by:

- Meeting or picking up your child off the school site. Your child could walk down Buller Street to meet you or they could walk down to Victoria Street or Willis Street to meet you.
- You could also arrange to arrive here at school to collect them after the rush. You could arrive at 3.10pm or 3.15pm when there is little traffic on the drive. Your child could wait for you up on the top playground or in the top shelter shed. If it is wet they can stand under cover outside Tessa, Mathew, Ray and Meena's classes facing the car park. They will be able to see you arrive to collect them.


Your child's learning and Seesaw

Since our last newsletter I hope that you have enjoyed viewing and responding to the Seesaw posts teachers and students have made about their recent learning. It was great to see that we have some new grandparents and whanau signed up to see Seesaw.

Over the past fortnight teachers in the junior school have shared posts about some of the House of Science kits they have been using in their classes; the maths work they have been doing including recording some of their science investigations; examples of great writing; play performances; and photos of children receiving awards at Tuatara hui.

Learning Mandarin with Hao Yu

My favourite learning in Mandarin was when we put water on our calligraphy brushes and then we wrote on very thin paper. When we wrote using our calligraphy brush it showed up as black writing on the paper. – Leon



I quite liked learning to write numbers with Hao Yu. I particularly liked writing the number four. – Kora

Learning Mandarin is really cool. I really liked using calligraphy mats to write Chinese numbers. – Zoe

I've been learning Chinese both at school and at home. I learn Chinese at home once a week. I think I know a little more than others in my class. I can say lots of colours and I can count in Mandarin. – Gregory



Property Update

On Thursday morning there was a great deal of excitement amongst our junior students when the arborists arrived to remove a dead tree on the edge of the staff car parking area.

It was noisy when the tree was being cut down. I put my hands over my ears. The men came with a big truck. They cut the tree down and then they cut up the bits of the tree into smaller pieces. - Vinoshka
The tree was dead. I knew it was dead as it had no leaves on it. The men cut the tree down. They chopped it into pieces. It was so loud and noisy. - Gaspar

I saw the men make bark chips from our dead tree. They fed the pieces of wood into the machine that made the bark chips. - Ellie



Basketball on a Friday

Jack and Mathew began basketball coaching sessions with some eager senior students last Friday. We have two senior teams who will be playing basketball after school in Term 2.

I'm going to play in the all girls team next term. It was fun at our first training session last week. Our first training session with Jack and Mathew was fun. I'm going to play in the Year 5 & 6 team next term. I learnt about a lay-up where you dribble the ball then take two steps and then you shoot the ball with one leg up. It was kind of hard doing that. – Harper




Our first practice with Mathew was good. I'm playing in the year 7 & 8 team. We practised passing and stopping which I found really helpful. I won the first shot for the girls. I'm looking forward to the afterschool tournament next term. – Keyzelle

Garden to Table news


I liked how yesterday's Garden to table food was nice and simple. The cooks made a number of ways to serve and enjoy bananas. I liked how the toast was prepared - not too soft and not too crunchy. I enjoyed the blueberries served on top of the sweetness of the bananas. - Leo



In Garden to Table we have been researching native birds. We did some research on the ruru (morepork) and the kōtare (kingfisher). We recorded our information on two recording sheets. Using the sheets helped us to record what we already knew about each of the birds and what questions we still had about



them. We recorded what we discovered about the birds on our second recording sheet. Using these recording sheets helped us to organise our ideas before creating our Google slides. The recording sheets are a brainstorming technique. - Thea and Tova



Wintering the bees is when you take the top boxes off the hive. This helps the bees as they have less space to warm up over winter. If we didn't do this it would be like putting two heaters in a house that was one kilometre in length and the heaters wouldn't heat the house up at all. - Archie

Before winter we need to take the honey from the hives. Thursday was the first time I have ever worked with bees. The bees flew around us. You could hear them. They were so loud. It was good wearing a bee suit. - Rhys

With Claire, the beekeeper, we took some levels out of the bee hives. As we are going into winter and there could be storms and strong winds we need to take some layers off the hives so they don't fall over. This is called wintering the hive. - Mohamad.

We don't want rats here at school because we don't want them eating birds' eggs and native animals. - Cheuk Yin



I used a heavy hammer to nail the rat tunnel together. Tessa showed me how to use the hammer properly. Tessa used a drill to first put the trap box together. We hope to catch rats in our trap. We haven't set a trap inside our tunnel yet. – Ginny

Local History

Our Year 7 & 8 students in Rūma Pohutukawa have been extending their local history knowledge. Over the past week they have undertaken some research around some of our local streets and how they were named.

Maarama Crescent. Marama is obviously Māori but what does it mean though? Well, Maarama means 'moon'. Translated it means moon crescent street. Maarama was named after the pa that was on the hill above Aro Street. - Eli, Sophia, Maxamad



Honiana Te Puni Street is one of our local streets. For many years, until just last year in May, it was called Epuni Street. In May 2024 it was rightfully renamed. Honiana Te Puni was a Te Ātiawa leader. He was recognised as a leader because he and another chief/leader from Te Ātiawa signed an agreement to sell land to the New Zealand Company. Honiana also traded food to get warm clothes to supply his village. Honiana died in December 1870. There is also a reserve named after him in Petone. - Delson, Rico, Rose, Josie and Daniela.

Ghuznee Street is named after the battle of Ghuznee (Ghazni) which took place in Afghanistan in 1839 during the first Anglo-Afghan war. All of the houses on the northern side of Ghuznee Street have been demolished. Ghuznee Street is a street that has great food, street art, shopping and even a boutique hotel. - Izzy, Jay and Lane

Cricket news

I really liked going with Meena to the cricket tournament a few weeks ago. Going to the tournament introduced me to a new sport. It was so much fun. It was great to be supported by friends. I found that I really enjoyed bowling. The last game of the day was the most fun because two Te Aro teams played against each other - Te Aro Giants versus Te Aro Titans. I am pretty sure the Giants won! - Izzy

The cricket day was a long day! I played six games. Our best game was against Roseneath. It was a lot of fun. I really enjoyed the tournament day. - Cheuk Yin



It was fun going to the cricket tournament. I made friends from other schools. I'd never played in a tournament before. I've just recently taken up playing cricket. I am really enjoying playing cricket at break times and at lunchtime. Bowling is the hardest part about playing cricket. Batting is the best! - Kathrina



I enjoyed the cricket tournament. It was so much fun. I most enjoyed batting. I don't normally play cricket. I think everyone should give it a go and try something new like I did. It's good to give it a go especially if you have never played a game before. - Zhen Yuan




The tournament was fun. At the end of the day my legs were really tired. I thought I might not be able to walk home! The best part of the day was that we all got to bat, field and bowl. - Naksh

Technicraft Accomplishments

On a Thursday morning our seniors bus to Mt Cook School to enjoy a number of practical hands-on learning including cooking, woodwork, sewing, and electronics.

When I play online I usually choose black and pink vehicles because they stand out. I chose the same colours for my bag that I made at technicraft. Sewing the corners was really the hardest part of sewing my bag. - Rico

I wasn't sure I would be able to complete sewing my own duffel bag. I plan to take it with me next term when we go to noho. I initially thought I'd do black on black but Louise, the sewing teacher, suggested I choose a different lining. It really looks good. - Yashar



It took me five weeks (five sessions) to complete my clock. The thing that I found the hardest to complete was to cut the circle for the clock face. The paint I used was very smelly. I made my clock to look like a copy of one of my favourite vinyls. - Neva




Please do not hesitate to contact me if you have any questions or queries that you have about the school or feedback which you would like to share with me.

Ngā mihi nui ki a koutou,
Sue



Gregory, Zen and Leonidas from Ruma Tarata have been learning about caterpillars and have created a wonderful caterpillar poster. They shared their poster with their Ruma Tawa.




Are you a Kaitiaki of our Swan Plant?



Look with your eyes and not your hands!



Leave the seed heads on the swan plant so they dry - the seeds will disperse and grow more plants.



Show aroha to the butterflies and caterpillars.

The plant is poisonous - watch out!

Are you a Kaitiaki of our butterflies?



Do not pull the eggs OFF!!



Do not touch the chrysalis



Do not touch the monarch butterflies when they hatch

Important Dates

March

Mon 31 March – Vision and Hearing Testing

April

Wed 2 April – Rumaki Reo

Fri 11 April – Last day of term 1

Term Dates 2025

Term 1 2025

Monday 3 February – Friday 11 April

Waitangi Day – Wednesday 6 February

Term 2 2025

Monday 28 April – Friday 27 June

Teacher Only Day – Friday 30 May

King's Birthday – Monday 2 June

Matariki – Friday 20 June

Term 3 2025

Monday 14 July – Friday 19 September

Term 4 2025

Monday 6 October – Wed 17 December

Labour Day – Monday 27 October